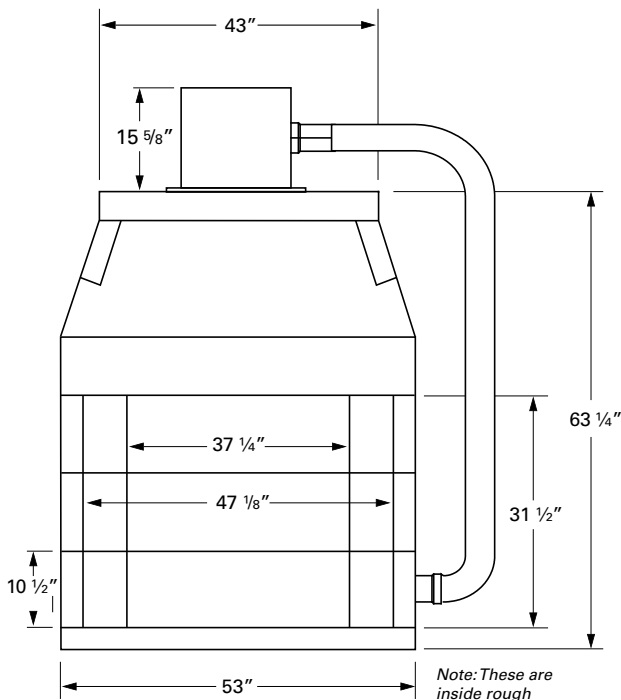


Isokern Maximus 46" Fireplace



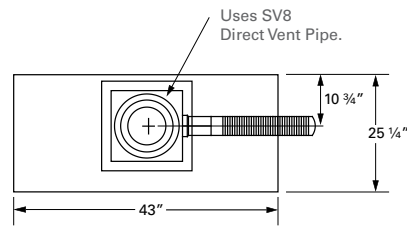
6899 Phillips Industrial Blvd. • Jacksonville, FL 32256

Project Name: _____ Location: _____

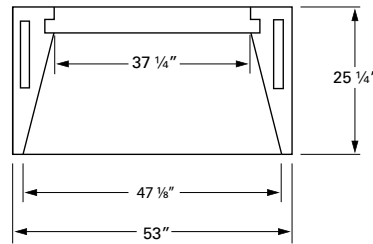


Front View

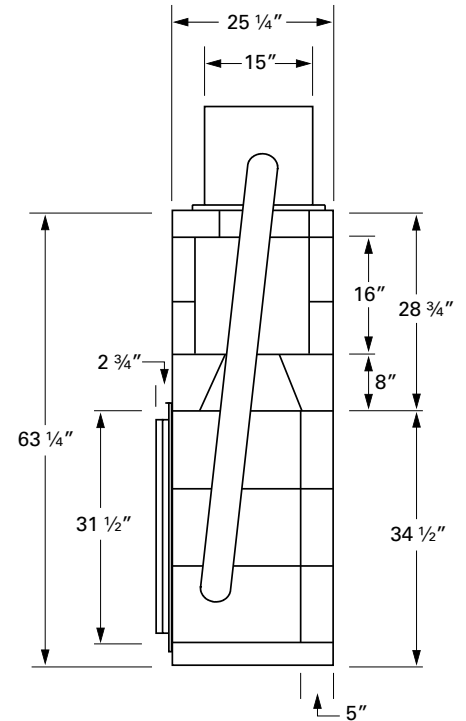
Note: These are inside rough dimensions before firebrick



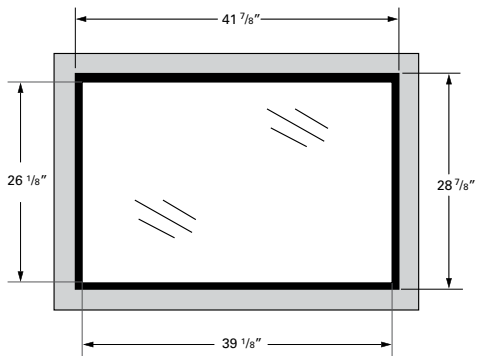
Top View



Plan View



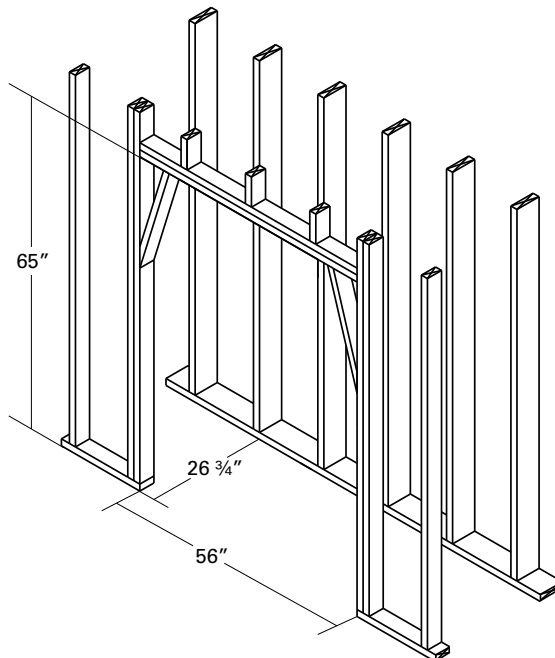
Side View



Door Frame/Glass View

MINIMUM FRAMING DIMENSIONS

The Isokern MAXIMUS Direct Vent firebox side walls and back wall require 1-1/2" clearance. The smoke dome front wall requires 0" clearance. All venting components require 1" clearance to combustibles. Refer to product manual for further installation instructions.



FIREPLACE OPTIONS

Hearth Height: _____

Brick Type: _____

Brick Color: _____

Brick Pattern: _____

Chimney Type: _____

Notes: _____

The total weight for the Maximus 46" fireplace is approximately 1450 lbs. This dry weight includes fireplace pumice components only, additional weight from mortar, firebrick, chimney and door not included.